

*OTHER RADIO MODELS:

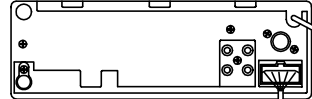
700825
REI R655 RADIO AM/FM/CASS
700835
PANASONIC RADIO AM/FM/CD

C2500 A/V SYSTEM

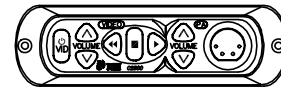
*700826
PANASONIC RADIO
AM/FM/CASSETTE
FRONT VIEW



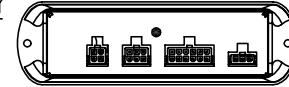
REAR VIEW



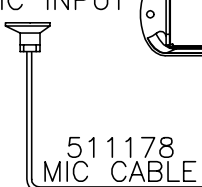
700812
C2500 A/V MODULE
FRONT VIEW



REAR VIEW

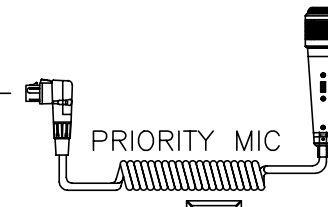


SECONDARY
MIC INPUT



RADIO CONTROL

511743
VCR CONTROL CABLE 25 FT.



RED 10A SWITCHED +12V/+24V

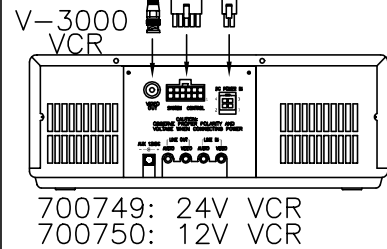
510996
MAIN POWER CABLE

BLK_GND
GRN

R+
R-
L+
L-
FRONT
DRIVER'S
SPEAKERS

R+
R-
L+
L-
REAR
PASSENGER
SPEAKERS

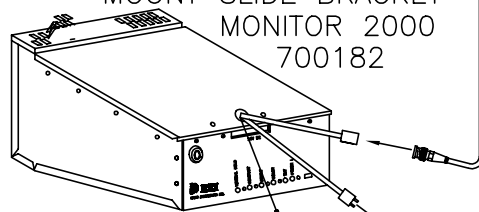
+12V SWITCHED
+12V CONSTANT
GND



700749: 24V VCR
700750: 12V VCR

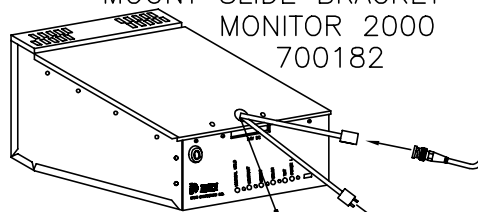
700769
VIDEO DISTRIBUTION
AMPLIFIER

OPTIONAL
MOUNT SLIDE BRACKET
MONITOR 2000
700182



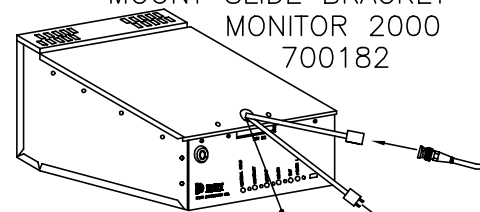
CHASSIS GND

OPTIONAL
MOUNT SLIDE BRACKET
MONITOR 2000
700182



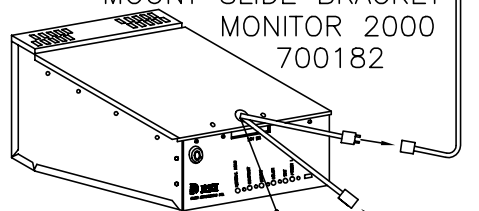
CHASSIS GND

OPTIONAL
MOUNT SLIDE BRACKET
MONITOR 2000
700182



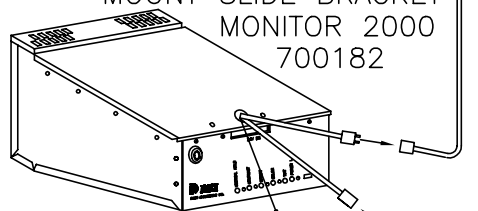
CHASSIS GND

OPTIONAL
MOUNT SLIDE BRACKET
MONITOR 2000
700182



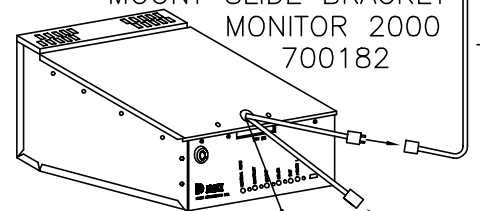
CHASSIS GND

OPTIONAL
MOUNT SLIDE BRACKET
MONITOR 2000
700182



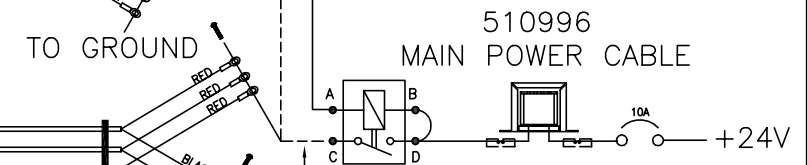
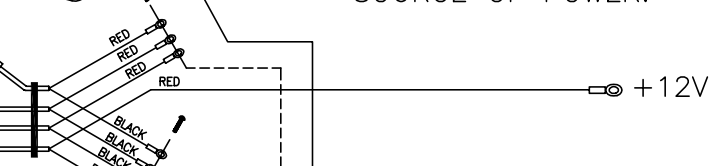
CHASSIS GND

OPTIONAL
MOUNT SLIDE BRACKET
MONITOR 2000
700182



CHASSIS GND

*NOTE: VCP MUST BE CONNECTED
DIRECTLY TO AN UNINTERRUPTED
SOURCE OF POWER.



511678
ADAPTOR
CABLE



Proprietary/Uncontrolled
Document